

Использование дистанционных образовательных технологий в современных реалиях организации учебного процесса

Клюева Елена Михайловна,
Кофанова Наталья Вячеславовна,
преподаватели иностранного языка ГПОАУ
ЯО «Ярославский промышленно-
экономический колледж им. Н.П.Пастухова»

Дистанционное обучение -

форма взаимодействия участников образовательного процесса между собой на расстоянии, отражающая все присущие образовательному процессу компоненты и реализуемая специфичными средствами интернет-технологий или другими средствами, предусматривающими интерактивность.

ДОТ -

образовательные технологии, реализуемые с применением информационно-коммуникационных сетей при опосредованном взаимодействии обучающихся и педагогов.



Виды ДОТ

- ✓ Кейсовая технология;
- ✓ Интернет технологии;
- ✓ Телекоммуникационная технология.

01


Case Study





Преимущества:

- ✓ Практическая направленность;
- ✓ Интерактивный формат;
- ✓ Развитие конкретных навыков.





Источники «кейсов»:

- ✓ статистические данные/отчеты;
- ✓ пресс релизы компаний;
- ✓ СМИ;
- ✓ интервью представителей компаний;
- ✓ официальные сайты;
- ✓ повседневные ситуации.





Несколько правил создания «кейса»:

- ✓ Кейс не имеет единственно правильного ответа.
- ✓ Есть несколько корректных решений и одно оптимальное.
- ✓ Должен иллюстрировать типичные ситуации.
- ✓ Должен провоцировать дискуссию.



1



Структура «кейса»

1. BACKGROUND или BRIEF.
2. PROBLEM.
3. TASK.
4. WRITE IT UP (WRITING).

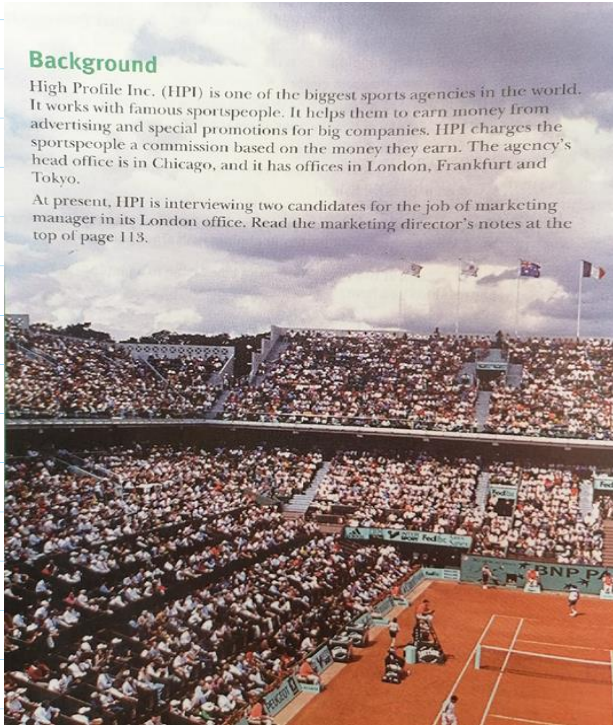


Job Interview

Background

High Profile Inc. (HPI) is one of the biggest sports agencies in the world. It works with famous sportspeople. It helps them to earn money from advertising and special promotions for big companies. HPI charges the sportspeople a commission based on the money they earn. The agency's head office is in Chicago, and it has offices in London, Frankfurt and Tokyo.

At present, HPI is interviewing two candidates for the job of marketing manager in its London office. Read the marketing director's notes at the top of page 113.



Skills required

Duties

Reasons

Communication skills

Meeting agents; persuading sportspeople to work with HPI

A lot of face-to-face contact with famous sportspeople

Teamwork skills

Organising and leading the team

There are ten people in the office. (four in sales, six in administration)

Negotiating skills

Negotiating contracts with clients

To increase profits at HPI

Speak two European languages

Presenting the work of HPI to agents and sportspeople

Most of HPI's clients are European sportspeople.

Interested in travel

Travelling to many European countries, meeting agents and clients, and going to sports events


The marketing manager will spend 50% of their time travelling.

Task

- 1 Work in groups of four. Marketing director and Human Resources director: turn to page 137. Candidate 1: turn to page 140. Candidate 2: turn to page 142. Read your role card and prepare for the interview.
- 2 Hold the interview.
- 3 The interviewers decide which candidate is best for the job and say why.

Writing

Write a letter to the successful candidate. Give the name of the position, the starting date, the salary and number of days of annual leave. Also tell the candidate where to report on the first day.

 Writing file page 135

Job Interview

Candidate 1

J. Walter: age 34; married, 2 children
Qualifications: A university degree and a diploma in marketing

CV summary

- Travelled round the world for a year
- Worked in a department store for 8 years
- Present job: chief buyer for a clothing manufacturer (5 years)
- Present salary: €64,000
- Reason for moving: you want a new challenge
- Interests: family and managing a youth football team

Preparing for the interview

Think about:

- why you want the job.
 - what questions you want to ask at the interview.
- You can invent any details you want.

Marketing director and Human Resources director

- 1 One of you interviews J. Walter (age 34, married, 2 children) first. The other interviews P. Madison (age 42, single). Then you interview the other candidates.
- 2 Check the candidate's personal details.
- 3 Ask questions about the candidate.
 - Why they want the job
 - Qualifications
 - Work experience
 - Skills
 - Interests
- 4 Ask any other questions you want to.
- 5 Ask the candidate if they have any questions.

Preparing for the interview

You can offer:

- a salary of €80,000
 - 3 weeks' annual leave
 - a company car
 - flexitime
- You can invent any details you want.

Candidate 2

P. Madison: age 42, single
Qualifications: A degree in business studies

CV summary

- Left school at 16
- Worked for 5 years in a large company
- Went to university at 21
- Worked for several companies in sales
- Present job: manager for a sports goods store
- Present salary: €60,000
- Reason for moving: you want a more interesting job with travel
- Interests: art and sports

Preparing for the interview

Think about:

- why you want the job.
 - what questions you want to ask at the interview.
- You can invent any details you want.



ВАЖНО!!!

- ✓ Не акцентируйте внимание на ошибках (можно разобрать после завершения обсуждения и принятия решения)
- ✓ Мотивируйте к принятию творческих и нестандартных решений.



02

Интернет технологии






Liveworksheets

You could enter a subtitle here if you need it





Latest contributions Most popular yesterday Most popular this week Following

Language: ▾

Уровень: 7. Заполните окошки

$$4 + \square = 6$$

$$\square - 2 = 4$$

$$\square - 2 = 5$$

$$5 + \square = 6$$

LIVEWORKSHEETS

Математика
by Sasha_Mal_1

Имя, фамилия _____ Класс _____

Домашняя работа

Задание 3. Заполни окошки.

$$4 + \square = 6$$

$$\square - 2 = 5$$

$$5 + \square = 6$$

$$\square - 2 = 4$$

LIVEWORKSHEETS

Домашнее задание

Уровень: 2. Вставьте пропущенные числа

LIVEWORKSHEETS


Математика
by Sasha_Mal_1

	ЧИТАТЬ	ИГРАТЬ	ДЕЛАТЬ	ГОВОРИТЬ	ЛОБИТЬ	УЧИТЬ
1	ЧИТАТЬ	ИГРАТЬ				
2	ИГРАТЬ					
3				ГОВОРИТЬ		
4					ЛОБИТЬ	
5						УЧИТЬ
6						
7						

LIVEWORKSHEETS

Контрольная работа
by Litau_R


Шаг 1: Регистрация

 Search interactive worksheets [Advanced search](#) [English - Español](#)

[Home](#) [About this site](#) [Interactive worksheets](#) [Make interactive worksheets](#) [Make interactive workbooks](#) [Help](#)

[Students access](#) [Teachers access](#)

Register now and start giving life to your worksheets!

Required information:	Additional information (optional):
<p>Username: <input type="text"/></p>	<p>Full name: <input type="text"/></p>
<p>Password: <input type="password"/></p>	<p>Facebook: <input type="text"/></p>
<p>Repeat password: <input type="password"/></p>	<p>Twitter: <input type="text"/></p>
<p>Email: <input type="text"/></p>	<p>Instagram: <input type="text"/></p>
<p>Repeat email: <input type="text"/></p>	<p>Website or blog: <input type="text"/></p>
<p>Country: <input type="text"/></p>	<p>Birth date: <input type="text"/> / <input type="text"/> / <input type="text"/> e.g. (31/06/1990)</p>
<p><input type="checkbox"/> Я не робот  <small>Конфиденциальность - Условия использования</small></p>	<p>More about you: <input type="text"/></p>

I've read and accept the [Terms of use](#)

Шаг 2: Загрузить файл

The image shows the top navigation bar of the LiveWorksheets website. The logo 'LIVEWORKSHEETS' is on the left. A search bar contains the text 'Search interactive worksheets'. To the right of the search bar are links for 'Advanced search' and 'English - Español'. The main navigation menu includes 'Home', 'About this site', 'Interactive worksheets', 'Make interactive worksheets' (highlighted with a green circle), 'Make interactive workbooks', 'Community', and 'Help'. Below the navigation bar, there are three buttons: 'Students access' on the left, a user profile 'ElenaKlyueva' with a dropdown arrow in the center, and three social sharing buttons: 'Share on Facebook', 'Share on Twitter', and 'Share on Pinterest'.

Шаг 2: Загрузить файл

The image shows the top navigation bar of the LiveWorksheets website. The header is dark blue with the logo 'LIVEWORKSHEETS' on the left. A search bar with the text 'Search interactive worksheets' and a magnifying glass icon is in the center. To the right of the search bar are links for 'Advanced search' and 'English - Español'. Below the search bar is a horizontal menu with links: 'Home', 'About this site', 'Interactive worksheets', 'Make interactive worksheets', 'Make interactive workbooks', 'Community', and 'Help'. Underneath this menu are three main navigation buttons: 'Students access' (left), 'Tutorial' (center), and a user profile button for 'ElenaKlyueva' (right). The 'Tutorial' button is expanded, showing a dropdown menu with 'Video tutorial' and 'Get started'. The 'Get started' button is highlighted with a green circle. Below the dropdown menu are social sharing buttons for 'Share on Facebook' and 'Share on Pinterest'. At the bottom of the page, there is a row of small navigation icons.

Шаг 2: Загрузить файл

 LIVEWORKSHEETS

Search interactive worksheets



Advanced search

English - Español

Home

About this site

Interactive worksheets

Make interactive worksheets

Make interactive workbooks

Community

Help

Students access



ElenaKlyueva ▾

Current subscription: Teacher100

You have created 0 of 30 worksheets.

Step 1: Upload your worksheet

Файл не выбран

Format: pdf, jpg or png

Size limit: 5MB

[How to save Word documents as PDF](#)

Шаг 2: Загрузить файл

 LIVEWORKSHEETS

Search interactive worksheets



Advanced search

English - Español

Home

About this site

Interactive worksheets

Make interactive worksheets

Make interactive workbooks

Community

Help

Students access



ElenaKlyueva ▾

Current subscription: Teacher100

You have created 0 of 30 worksheets.

Step 1: Upload your worksheet

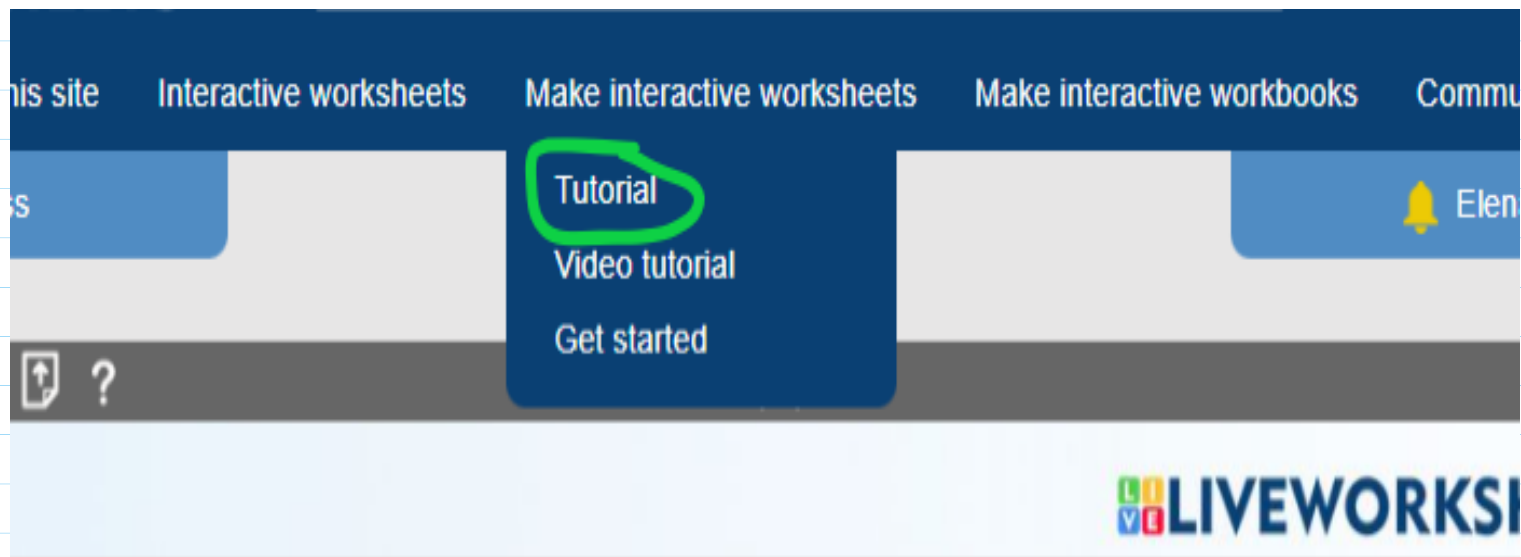
Файл не выбран

Format: pdf, jpg or png

Size limit: 5MB

[How to save Word documents as PDF](#)

Шаг 3: Задания



Шаг 4: Правильные ответы

3. Choose the right answer



- It's ten to ten.
- It's ten past ten.
- It's half past ten.
- It's ten o'clock.



- It's half past three.
- It's half past twelve.
- It's twelve o'clock.
- It's three o'clock.


Выбрать правильный ответ

select: *no

select: *yes



- It's half past six
- It's half past eleven



with arrows

Выбрать правильный ответ из предложенного

choose: *правильный
ответ/неправильный ответ



Шаг 4: Правильные ответы

4. Join with arrows

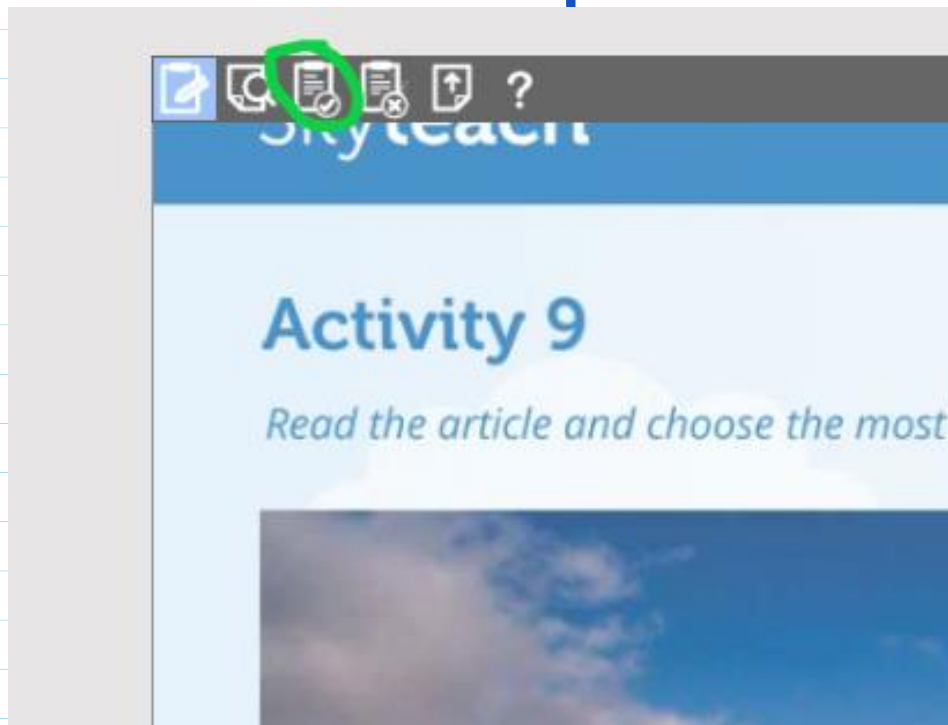
It's a quarter to seven	23:00
It's half past nine	13:58
It's twenty to six	06:45
It's ten past ten	21:30
It's eleven o'clock	17:40
It's two to two	22:10

4. Join with arrows

join:1 It's a quarter to seven	join:5 23:00
join:2 It's half past nine	join:6 13:58
join:3 It's twenty to six	join:1 06:45
join:4 It's ten past ten	join:2 21:30
join:5 It's eleven o'clock	join:3 17:40
join:6 It's two to two	join:4 22:10



Шаг 5: Сохранение



Шаг 5: Сохранение



Would you like to share your worksheet? Together we are better teachers!

Yes, I want to share my worksheet with other teachers

WARNING

Sharing worksheets which are not your own creation (scanned pages, photocopyables, downloaded from the internet, etc.) is a violation of the terms of use.

You must save them as 'private'. Otherwise, **your account could be cancelled**, and all your work and your students' work would be lost.

No, I want to keep it private.

You can save up to 30 private worksheets in your account.
Currently you have 1 private worksheets.

Шаг 6: Поделиться с учениками

- ✓ отправить в мессенджер;
- ✓ добавить в Google Classroom;
- ✓ отправить ссылку по почте;
- ✓ создать специальную ссылку — «Custom link»;
- ✓ добавить лист в рабочую книгу.

What do you want to do?



[Check my answers](#)



[Email my answers to my teacher](#)

Enter your full name:

Group/level:

School subject:

Enter your teacher's email or key code:

Send



Web Quest

You could enter a subtitle here if you need it




Web Quest в педагогике

это система заданий (возможно, с элементами игры), для выполнения которых используются различные информационные ресурсы, в том числе ресурсы Интернет.



Введение

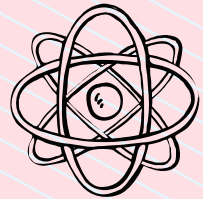


Раздел 1 из 9

WEB-QUEST "Materials and their properties"

Metal, plastic, wood, glass... just some of the materials we use to make the things that surround us. When an object is designed and made, it is important to choose the best material for the job. Materials have certain qualities, or properties, such as strength, color, and hardness, that have to be considered carefully. Other factors, such as cost and availability, may also be important. Materials may be natural or artificial. They can come from living or nonliving things.

После раздела 1 [Перейти к следующему разделу](#)



1



Центральная часть (задания)



Раздел 3 из 9

Activity 1. Making the exercise define the properties and uses of the given materials

<https://learningapps.org/watch?v=pwbd4t0at20>

После раздела 3 Перейти к следующему разделу

Раздел 4 из 9

Activity 2. Make the exercise and find a letter

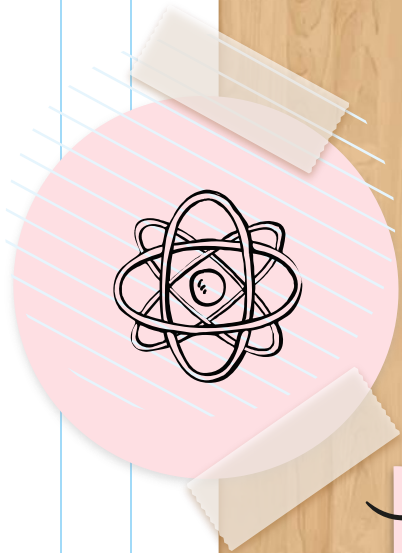
<https://learningapps.org/display?v=po0n0mvb320>

После раздела 4 Перейти к следующему разделу

Раздел 5 из 9

Activity 3. Guess what material can be described with the following words

<https://learningapps.org/watch?v=prtggkr8a20>





Список информационных ресурсов

Раздел 2 из 9


Use us...



<https://www.theschoolrun.com/what-are-materials>
<https://www.explainthatstuff.com/materials-science.html>
<https://studfile.net/preview/2015472/page:52/>
<https://www.youtube.com/watch?v=JZ9BkoLWdlg&t=84s>
https://www.youtube.com/watch?time_continue=104&v=IVMxnseJOTU&feature=emb_logo
<https://www.youtube.com/watch?v=JCKSMsbpn1Y>
<https://www.youtube.com/watch?v=C4UICEMlo9k>

Name, Surname, Group *

Краткий ответ



1



Заключение

Раздел 9 из 9

PASSWORD



Make a word from the letters you have got before making the exercises.



1



Реакция 2 из 9

Activity 3. Guess what material can be described with the following words: 1 1
<http://learninggoapp.org/watch?v=ptgprk8e20>

What material.
Крепкий металл

После
реакции перейти к реакции 6 (Activity 4.)



Реакция 6 из 9

Activity 4. 1 1
Описание (необязательно)

После
реакции перейти к следующей реакции

Реакция 7 из 9

Activity 5. Fill in the gaps: 1 1
<http://learninggoapp.org/watch?v=prv8u2k220>

После
реакции перейти к следующей реакции

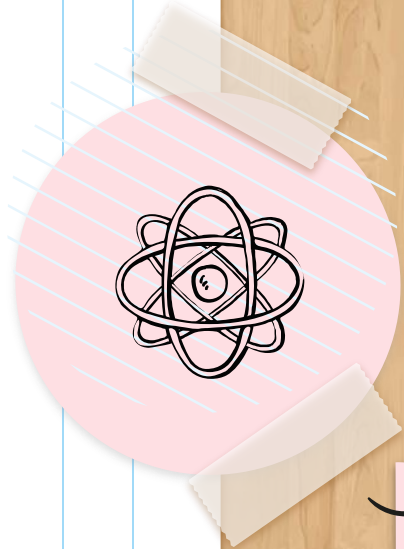
Реакция 8 из 9

Activity 6. Match suitable heading 1 1
<http://learninggoapp.org/view/0622360>

После
реакции перейти к реакции 6 (Activity 2. Make s...and find a letter)

Реакция 9 из 9

PASSWORD: 1 1
Make a word from the letters you have got before making the molecules.



1



LearningApps.org



LearningApps.org

Настройки аккаунта: Елена Князева

Все упражнения | Новые упражнения | Мои классы | Мои упражнения

have an idea → pick a template → fill in content → save your App → share it

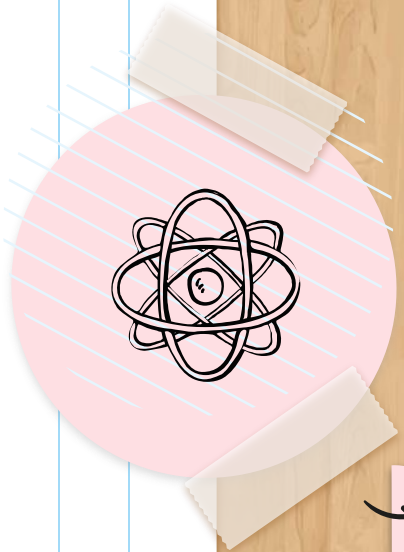
Найти пару | Классификация | Хронологическая линия | Простой порядок

Ввод текста | Сергировка картинок | Викторина с выбором правильного ответа | Заполнить пропуски

Сетка приложений | Аудио/видео контент | Кто был самым миллионером? | Пазл "Угадай-ка" | Крестовик

Слова из букв | Где находится это? | Блесница | Сценки | Игра "Парочки"

Оценки



1



<https://www.theteacherscorner.net/>




The Teacher's Corner
Puzzles and Activities

Home

- Printable Worksheets
- Lesson Plans
- Seasonal Items
- Bulletin Boards
- Teacher Resources
- Thematic Units

Search our site:

Follow us on [Like Us on twitter](#) [facebook](#)

[Subscribe](#)

Teacher Resources, Lesson Plans, Worksheets and Activities

Username Password [Login](#) [View Subscription Plans](#) [LOST PW?](#) [Share](#)


POPULAR NOW

MONTHLY UNIT, LESSON PLANS & ACTIVITIES
We've done the work for you! Visit our Monthly Unit, Lesson Plans & Activities pages. You will find everything you need to make your month a great success.

- [March Activities and Units](#)
- [April Activities and Units](#)

WRITING PROMPTS - March
Daily Writing Prompts that focus on our monthly event calendars.

Today	Tomorrow
Marguerite de Angeli born, 1889	Absolutely Incredible Kid Day
Quincy Jones born, 1933	Julius Caesar Assassinated (44 B.C.)
Anniversary of the National Wildlife Refuge System	Ides of March
Pi Day (3.14)	
Scientist Albert Einstein born	



Lingoclip [Go to lyricstraining.com](https://lingoclip.com)

English Spanish Portuguese French Italian German Dutch Ch

How it works

It's very easy and fun, just play a song and enjoy testing your listening comprehension by filling in the gaps in the song lyrics as fast as you can. Let your brain do the rest.

- Enhance your listening**
Train your brain to recognize the words and sounds of foreign languages. Listening to different accents and pronunciations gives your brain more flexibility.
- Expand your vocabulary**
Learning new words and expressions in the context of song lyrics can be more effective than memorizing endless lists of isolated words or phrases.
- Boost your grammar**
According to experts, true language acquisition does not require the conscious use of grammatical rules. Gradually digest them with daily practice.
- Get better pronunciation**
Your favorite songs get stuck in your head, just try singing them in karaoke mode and you will see that your pronunciation improves quickly.

<https://lingoclip.com>


Hollywood EnglishClub Учим английский по фильмам и сериалам в оригинале

Главная О проекте Бесплатные видеуроки Курсы Отзывы Контакты


Как заговорить на английском за 2 недели?

Разместил админ | Дата: 17 марта 2023 в 20:16

Представьте себе такую ситуацию.
Через 1-2 недели вам предстоит собеседование в иностранную компанию.
Обязательное условие — собеседование будет проходить на английском языке.



30-Day English Challenge



<http://u-can.ru/>



THANKS!

Спасибо за внимание!



Вопросы?